

# G Series

## LED Explosion Proof Light

# ALEDDRA®

Better Light for a Better Life



### Certifications:

- ◆ Marking UL844 (North American)
  - ◆ Class I, Division 1, Groups C, D
  - ◆ Class I, Division 2, Groups A, B, C, D
  - ◆ Class II, Division 1, Groups E, F, G
  - ◆ Class II, Division 2, Groups F, G
  - ◆ Class III
- ◆ Marine Marking
  - ◆ UL 1598, UL1598A
  - ◆ ABS
- ◆ IP66
- ◆ Impact Resistance (Shock): IK10

### Key Features:

- 1 High efficacy up to 120 lumens per watt.
- 2 High-quality COB LED and Meanwell driver.
- 3 Heavy-duty and high impact resistance.
- 4 Replaceable LED board and drivers.
- 5 Dimmable and battery backup function is available.
- 6 Marine rating powder coated finish treatment.
- 7 Three connection cable entries design makes the installation and configuration more reasonable.
- 8 LED lifespan: 50,000 hours
- 9 Warranty: 5 Years.

## LED Explosion Proof Light - G Series

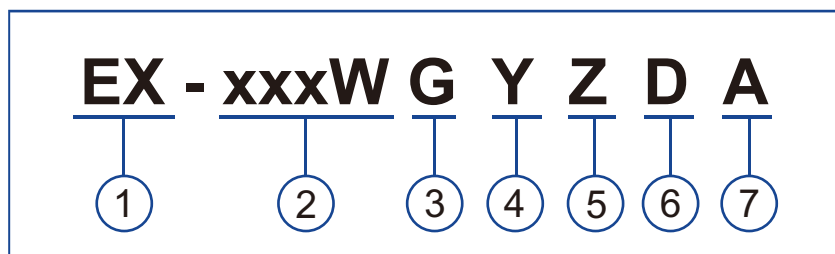
### Additional Features:

- 6 kV surge protection.
- Up to ten years limited warranty option.
- Low temperature applications to -40°C (-40°F) and high temperature up to 65°C (149°F).
- Various installation ways for different applications.
- Emergency battery backup is optional.
- Customized motion sensor is optional.
- Advanced smart system: WIFI & BLUE-TOOTH (optional).
- Adopt glass lens or glass with polycarbonate lens to make wider beam angle.
- Frosted lens or clear lens effect are available.

### Standard Materials:

- Housing: Copper-free aluminum
- Diffuser: Tempered glass
- Bolts: Stainless steel
- Mounting Bracket: Stainless steel

### Catalog Number Logic:



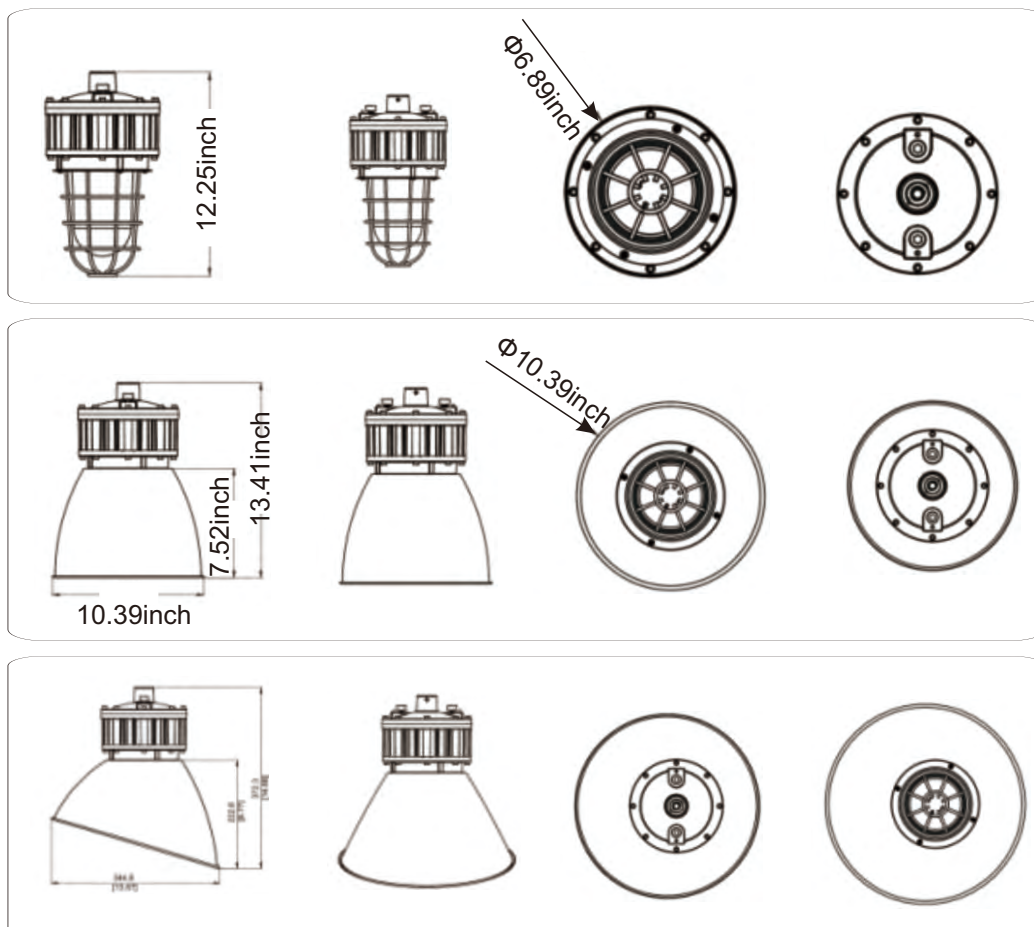
- 1 PRODUCT CATEGORY**
  - Explosion proof light
- 2 WATTAGE**
  - 10W/20W/30W/40W
- 3 PRODUCT SERIES**
  - G Series
- 4 DIMMING OPTION**
  - D= Dimmable
  - N= Non-dimmable
- 5 CCT**
  - From 2200K to 7000K
  - 22=2200K, 30=3000K, ..., 70=7000K
- 6 BEAM ANGLE**
  - D40= 40°
  - D60= 60°
  - D90= 90°
  - D120= 120°
- 7 GLASS TYPE**
  - A=blank: Flat glass
  - A=C: Spherical glass

### Technical Data:

Model	Wattage	Operating Voltage	Lumens (lm)	Efficacy (lm/W)	CRI	CCT	Emergency Time (Optional)
EX-10WGYZDA	10W	AC100-277V (by driver) or DC12-48V	1,100	110	>70	2200K-7000K	3 hours
EX-20WGYZDA	20W		2,200				
EX-30WGYZDA	30W		3,300				
EX-40WGYZDA	40W		4,400				

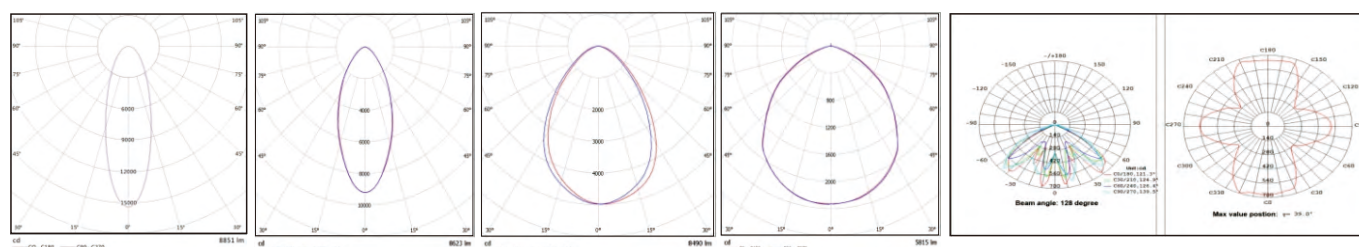
## LED Explosion Proof Light - G Series

### Dimension:



\*Remark: This structure type with bracket, flat glass and optical lens generates 40°, 60°, 90° and 120° light distribution.

### Photometry:



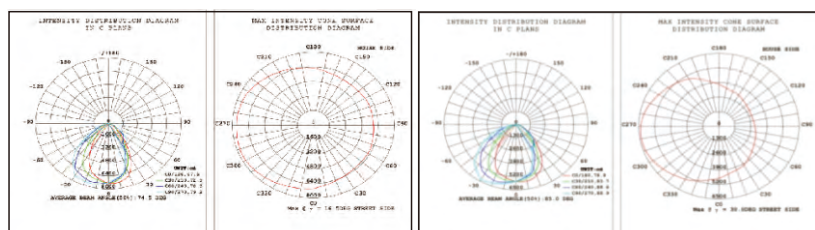
40°  
Flat Glass Lens

60°  
Flat Glass Lens

90°  
Flat Glass Lens

120°  
Flat Glass Lens

Spherical Glass Lens



Spherical Glass Lens with Lampshade

Spherical Glass Lens with Cutted Lampshade

## LED Explosion Proof Light - G Series

### Packing Information:

Model	Quantity/Carton	Packing Size	Net Weight	Gross Weight
G	1 PCS	14.96x10.43x10.04inch	4.65 kg/ 10.25 lbs	5.4 kg/ 11.90 lbs
G (with 25° pole stanchion)	1 PCS	20.08x22.05x10.24inch	6.5 kg/ 14.33 lbs	8 kg/ 17.64 lbs

### Installation Guidance:

**WARNING** Risk of fire, electric shock or personal injury. Please turn off power before installation!

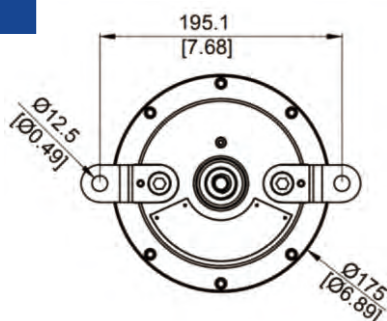
- READ INSTRUCTIONS CAREFULLY BEFORE INSTALLING. KEEP THIS INSTRUCTIONS FOR FUTURE REFERENCE.
- THIS PRODUCT MUST BE INSTALLED IN ACCORDANCE WITH THE APPLICABLE INSTALLATION CODE BY QUALIFIED ELECTRICIAN WHO IS FAMILIAR WITH THE CONSTRUCTION AND OPERATION OF THE PRODUCT AND THE HAZARDOUS INVOLVED.
- Fixtures must be wired in accordance with the National electrical code and all applicable local codes. Proper grounding is required for safety.
- Risk of fire or electric shock. Exit light installation requires knowledge of luminaires and electrical systems. DO NOT open the enclosure when energized. DO NOT try to install if not qualified. Please contact a professional electrician.
- Risk of fire or electric shock. Suitable for wet locations. Make sure the power is off prior to installation.
- Risk of fire or electric shock. Suitable for non-insulated surface and frame. DO NOT cover fixture with insulation liner or similar material.
- DO NOT install in unstable, loose or breakable surfaces.
- DO NOT let objects impact or exert force on the surface of the fixture.

### Mounting:

Unit: mm [inch]

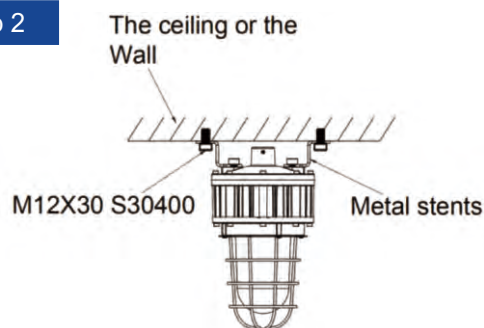
#### Ceiling Mounting:

##### Step 1



Step 1: Punch tapping on the top of the mounting.

##### Step 2



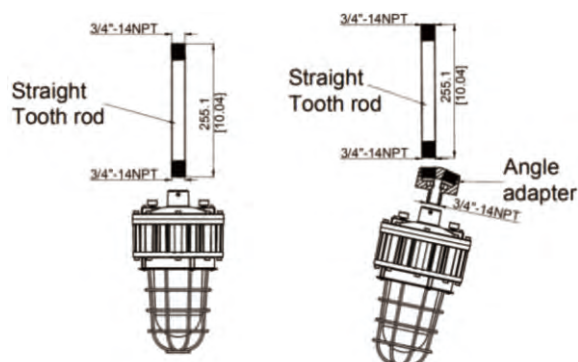
Step 2: Fix the lamp to the top with bolts.

## LED Explosion Proof Light - G Series

### Pendant Mounting:

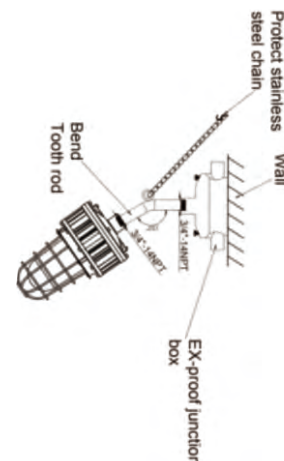
Unit: mm [inch]

#### Step 1



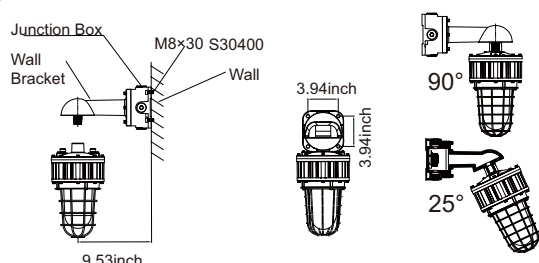
Step 1: Seal the ring until the lamp body and the joint are tightened in the junction box, then tighten the set screw.

#### Step 2



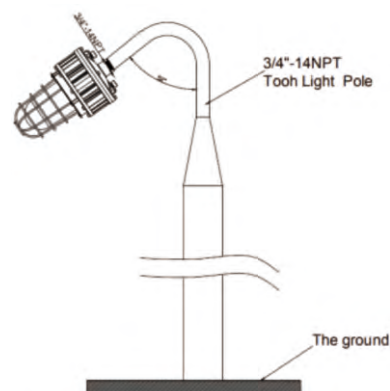
Step 2: Pass the connector through the cable, screw it in the steel tube, tighten the set screw, and then thread the cable through the spacer.

### Wall Mounting:



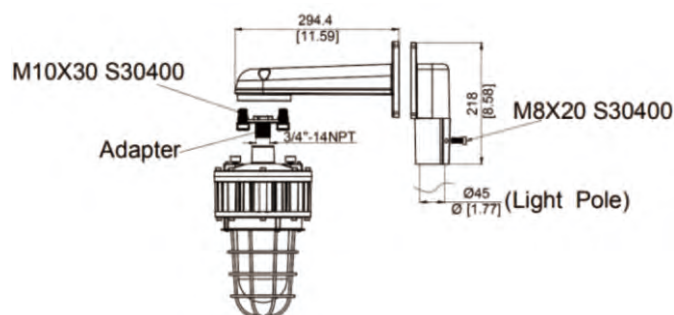
Mount the lamp body on the wall through the bracket, and pass the cable through the connector, gasket and seal ring in sequence to the junction box. Then fix the lamp.

### Pole Mounting:



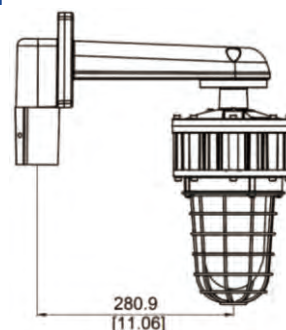
### Light Pole Mounting:

#### Step 1



Step 1: Punch tapping on the top of the mounting.

#### Step 2



Step 2: Tighten the set screw.

## LED Explosion Proof Light - G Series

### Accessories:



● Model: Ex-Junction Box  
Name: Junction Box  
Material: Aircraft Aluminum A383



● Model: EX-Hook  
Name: Installation Hook  
Material: Aircraft Aluminum A383



● Model: Ex-Conduit01  
Name: Metal Conduit  
Material: Stainless Steel and Aluminum



● Model: EX-WPipe  
Name: Winding Swing Pipe  
Material: Iron with Powder Coating



● Model: EX-SPipe  
Name: Winding Swing Pipe  
Material: Iron with Powder Coating



● Model: Ex-D01  
Name: Pendant Direction Adapter  
Material: Aircraft Aluminum A383



● Model: Ex-Junction01  
Name: Chain  
Material: Stainless Steel S30400



● Model: EX-25PSupport  
Name: 25 Degree Pole Support  
Material: Aircraft Aluminum A383



● Model: EX-90PSupport  
Name: 90 Degree Pole Support  
Material: Aircraft Aluminum A383



● Model: Ex-90JSupport  
Name: 90° Arm to Junction box  
Material: Aircraft Aluminum A383



● Model: Ex-25JSupport  
Name: 25° Arm to Junction box  
Material: Aircraft Aluminum A383

### Applications:

- ◆ Oil and gas industry
  - All petroleum production and refining
  - Petroleum loading and transportation
  - Petroleum storage and retail
  - LNG industry
  - All mining operations and service
- ◆ Ocean, marine and aerospace field
  - Ocean platform operation facilities
  - Aerospace clean room and production
  - Ocean vessel operations
- ◆ Food and alcohol industry
  - Flour and fine particle production and storage
  - Food and distilling production
  - Alcohol industry
- ◆ Chemical industry
  - All types of paint facilities
  - Chemical production and storage
- ◆ Metal treatment
  - Steel and aluminum factories
  - Pumping stations in any environment
  - Metal smelting, foundry and fabrication
- ◆ Other high humidity, high dust, high temperature, vapor locations.